

#1 in the world

MVC4

MEDIUM VOLTAGE SOFT STARTER

1 -15kV, up to 1000A / 20,000HP

Advanced Motor Protection Standard




5kV
CLASS

7kV
CLASS

11kV
CLASS

15kV
CLASS

3 Year Warranty with Factory Startup



Optional: IEC Models available with certifying body reports for IEC 62271-200 and UL 60947-4.2



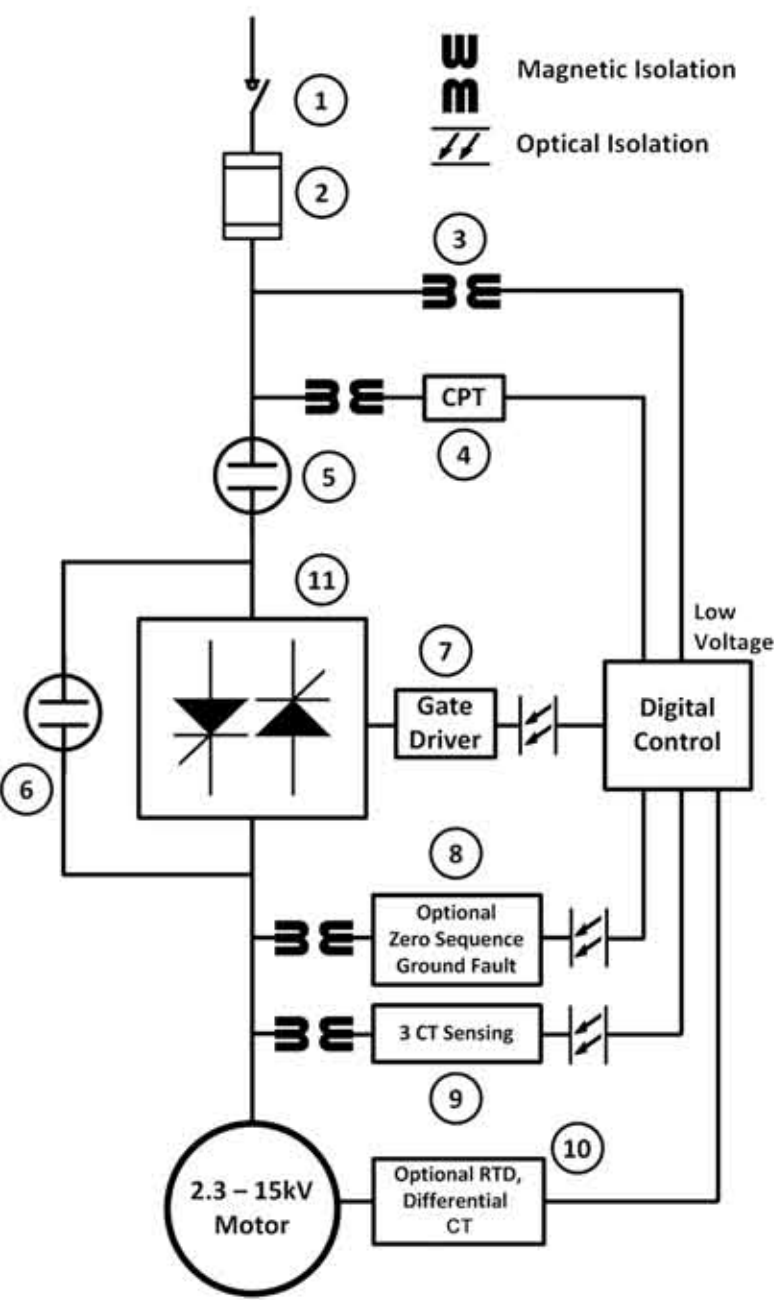
Motortronics Motor Controls Made Easy

MVC4 Series Medium Voltage Soft Starter

Complete Motor Protection

Start any Motor any Application

Line Diagram



- PD

Free

REACTORS
- Load Break / Fault Make Disconnect Switch with Visible Ground Safety Bar
 - Coordinated Motor Fuse Protection
 - Magnetic Isolated PT for Voltage Sensing
60K Bil up to 7.2KV, 110K Bil up to 13.8KV
 - Control Power Transformer
 - Isolation Contactor Rated for Across the Line Start
 - Bypass Contactor Rated for Across the Line Start
 - Sustained Pulse Fiber Optical Isolated Gate Drive
 - Optional Zero Sequence Ground Fault
Fiber Optically Isolated
 - Current Sensing Card
Fiber Optically Isolated
 - Optional RTD, Differential CT
(TE-RTD12)
 - Heavy Duty SCR Stack Assembly
With Ring Transformer Sustained Pulse Firing

TRUE THERMAL MODELING
Monitors the motor for excessive thermal conditions due to starting, running and even ambient conditions.

THERMAL MODEL BIASING
Adjusts for heating effects of phase current imbalance or optional RTD inputs.

RETENTIVE THERMAL MEMORY
For continuous overload protection even after a complete Power loss. When power is restored, the **MVC4** remembers the last thermal condition of the motor, observes the off time via a real-time clock and adjusts the thermal model accordingly.

NON-VOLATILE MEMORY
Stores the thermal memory without the need for batteries.

TRUE TIME THERMAL TRACKING
Adjusts the thermal model for different cooling rates based on motor temperature, running state or power loss.

DYNAMIC RESET RESPONSE
Reset is only allowed after the motor has sufficient thermal capacity for a successful restart.

ANSI / IEE Number	System/Protection Features	Standard
19	Reduced voltage soft start	✓
27	Under voltage	✓
37	Undercurrent	✓
46	Current imbalance	✓
47	Phase rotation	✓
48	Locked rotor /incomplete sequence	✓
49	I ² t electronic motor overload	✓
50	Instantaneous electronic over current trip	✓
51	Over current	✓
55	Power factor trip	✓
59	Over voltage protection	✓
66	Starts per hour and time between starts	✓
81	Frequency variance	✓
86	Lockout /start inhibit	✓
50N/51G/N	Ground fault detection, instantaneous and current	Optional
49/38	Stator and bearing RTD protection	Optional
14	Speed switch and tachometer trip	Optional



- PUMPS, FANS, BLOWERS & CONVEYORS**
Closed Loop Torque (CLT™) using PID algorithms is ideal for deep well pumps or systems where the load conditions change from one start to the next. Linear Speed Ramping can be achieved by adding a tachometer feedback signal from the motor.
- COMPRESSORS & CHILLERS**
Voltage Ramp with Current Limit for applications that need the smoothness of voltage ramping while maintaining the ability to start in limited power environments. For maximum motor power where the available power supply is severely limited, a Current Limit/Current Step start can be used.
- PROCESS MACHINERY**
The Jog function can be used in initial machine setup. Apply just enough voltage/torque to rotate the motor shaft without accelerating to full speed. Dual ramps are built-in, allowing for different load conditions and ramping requirement.
- GENERATOR POWERED & MOBILE EQUIPMENT**
Protect the integrity of your process even when power conditions are less than perfect. Reliable SCR firing even during frequency drift that may occur with portable equipment or backup generators. Tracks all 3 phases both plus and minus individually.
- SPECIALTY MOTOR APPLICATIONS**
- Synchronous Exciter**
The **MVC4 Series** can be integrated with synchronous exciters in both brush and brushless packages.
 - Wound Rotor**
Apply the exact rotor resistance needed for your application, while soft starting the stator with the **MVC4**.
 - Reversing or 2 speed**
Controls can be built-in, or the **MVC4 Series** can be retrofitted behind existing 2 speed controllers.
 - Inching / Spotting Control**
For low speed load positioning to line up access ports, test blade positions, etc.
 - Multiple Motor**
Control and protect multiple motors from one soft starter.
 - Sequence Starting**
Allows for starting multiple motors in sequence.

Choose the acceleration ramp that is best for your application with the flexibility of microprocessor based ramp control.



Advanced Integration & Communication

Integration

Flexible I/O

- 120Vac control power input accepts long control circuit runs without the need for interposing relays.
- 8 programmable relay outputs for control flexibility without the need for external auxiliary relays or add-on cards.
- 2 programmable analog outputs (0 - 10Vdc or 4 - 20mA).

Communication

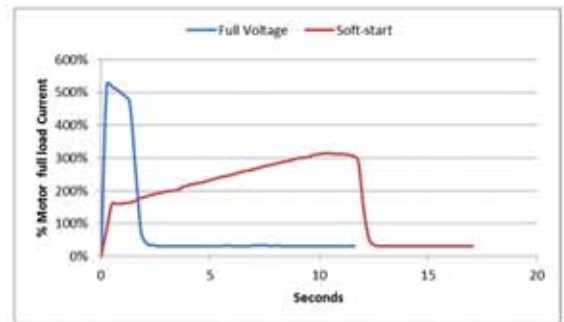
- RS-232 for one on one communications with a PC.
- RS-485 for multi-drop communications with Modbus RTU protocol as standard.
- Profibus, DeviceNet, EtherNet/IP, PROFINET, Modbus TCP (Communication Modules are options).

Why choose the MVC4 over other starting methods?

Smoother Starting than “across the line”

MVC4 softstarters reduce starting current by as much as 2/3's compared to full voltage starting.

That reduction in current means lower voltage drops on the network and reduced mechanical strain and mechanical components.

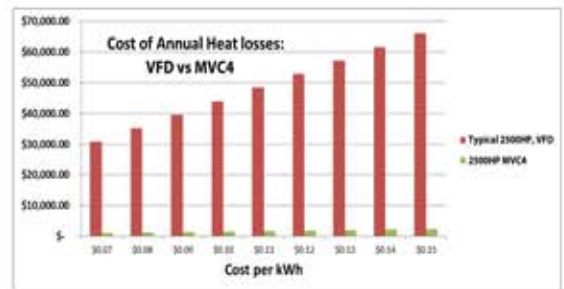


Better adaptability than both autotransformers and primary reactor starters

Unlike Electro-Mechanical reduced voltage starting methods, MVC4 softstarters can automatically adapt to unexpected changes in the network and in the load, without changing internal cabling or timers.

Lower operating cost than VFD's

The MVC4 soft starter doesn't need a phase shifting transformer, doesn't have a DC bus, doesn't require an output filter to protect the motor and doesn't depend on supplemental cooling. That means lower heat losses* and less maintenance. The result? Better efficiency, better reliability and a better investment compared to VFD's for most real world applications running at line frequency.



*Heat loss calculations assume 4400 hour year, 96% operating efficiency for VFD system (including transformers, harmonic filter, fuses and cooling fans).

Complete Starter Model Numbers - Class E-2 Controller

MVC4 - ESWG

Voltage	Amps.	Available for Input Voltage
10 = 1000V	100 = 100A	(2300V – 13800V)
15 = 1500V	200 = 200A	(1000V – 13800V)
23 = 2300V	320 = 320A	(13800V)
33 = 3300V	400 = 400A	(1000V – 13800V)
41 = 4160V	600 = 630A	(2300V – 11000V)
66 = 6600V	600 = 600A	(13800V)
69 = 6900V	1000 = 1000A	(2300V – 13800V)
72 = 7200V		
110 = 11000V		
138 = 13800V		

Unsurpassed Protection for Critical Applications

Specifications

Type of Load

3-phase medium voltage AC induction or synchronous motors

AC Supply Voltage

1000, 2300, 3300, 4160, 6000/7200V, 11-15kV
VAC +10% to -15%, 50/60 Hz line voltages

HP Ratings

Up to 10,000 HP @ 7.2kV (1000 Amps)

Up to 20,000 HP @ 15kV (1000 Amps)

Contact factory for higher rating requirements

Overload Rating

600% for 30s, 500% for 60s

Power Circuits

Series strings of SCR power modules (1 to 6 pairs of SCRs per phase depending on voltage rating)

SCR Peak Inverse Voltage

Line Voltage	PIV Rating	Line Voltage	PIV Rating
1000	4500	6500	19500
2300	6600	6900-7200	26000
3300	9000	11000	27000
4160	13000	13-15kV	39000
6000	18000		

BIL Rating

1000V: 30kV

2300V - 7200V: 60kV

11000 - 15000V: 110kV

Transient Voltage Protection

dv/dt circuits (1 per SCR pair)

Vacuum Bypass Contactor

Standard on all models, line start rated

Ambient Operating Conditions

0 - 50°C (82° F to 122° F) (Optional -40° to 50° C with heaters)

5 - 95% relative humidity

0 - 3300 ft (1000m above sea level without derating)

Digital Control Unit (DCU)

Programmable keypad/operator with 2 lines x 20 character backlit LCD display. Status/Alarm

LEDs (indicate: Power, Run, Alarm, Trip, Aux 1 - 8)

Differential Protection

TE-RTD12 for Differential Protection

Auxiliary Contacts

Multiple Form C contacts rated 5A @ 250VAC max.

6 fully programmable relays (including fail-safe operation)

5 dedicated relays (fault, at-speed, etc.)

Programmable Features

Motor FLA, service factor, insulation class

Dual Ramp Adjustments - Two independent settings for:

- Initial Torque 0 - 100% of nominal torque, voltage or current

- Current Limit 200 - 600% of motor FLA

- Acceleration Time 1 - 120 seconds

Power Ramp Function

Three Custom Curves Via plotted torque/time axis points

Pump-Flex™ Decel 1 - 60 seconds with begin & end torque adj

Kick Start 0.1 - 2.0 seconds (10 - 100% voltage)

Tach Feedback (option) Closed loop speed ramp

Motor and Starter Protection

Electronic Overload

Phase Loss

Phase Imbalance

Phase Reversal

Short Circuit Detection

Over / Under Current

Over / Under Voltage

Shorted SCR / Shunt Trip

Starter Over-Temp

Coast Down Lockout

Starts per Hour Lockout

Time between starts

RTD Input (Option)

Ground Fault (Option)

Statistical Data

Elapsed run time, last start time, average starting current, stores history of up to 60 events (data includes date & time, phase & ground fault current). Also displays time-to-trip, remaining inhibit time and starts/hour values.

Metering (Voltage & Current)

Percent of FLA, phase currents, kVAR, kVA, kW, power factor, demand, avg. start current, remaining thermal register, thermal capacity to start, measured capacity to start, time since last start, line frequency, phase order, RTD values (optional)

Enclosure

NEMA 12/IP54 painted RAL7001 (Gray) for indoor use, NEMA 4/IP 65 weatherproof units ideal for use even in the most extreme outdoor locations

MVC4 Series

CORPORATE HEADQUARTERS

Motortronics / Phasetronics

1600 Sunshine Drive

Clearwater, Florida 33765

Tel: + 727-573-1819 / 888-767-7792

Fax: + 727-573-1803 / 800-548-4104

E-mail: sales@motortronics.com

www.motortronics.com

INTERNATIONAL LOCATIONS

Fairford Electronics Ltd.

Part of the Motortronics Group

Bristow House,

Gillard Way, Ivybridge,

Devon, PL21 9GG,

United Kingdom

Tel: +44 (0)1752-894554

www.fairford.com

Motortronics Int'l Korea Co Ltd

601, Daeryung Techno Tower 5-cha

Gasam-dong, Geumcheon-gu

Seoul, Korea 9153-774

Tel: 82-2-867-5808

Fax: 82-2-867-6004

www.motortronics-korea.com



MOTORTRONICS™

Solid State AC Motor Control

M & P Machinery & Electronics Control

Part of the Motortronics Group

32 Jiaxin Road, Jimo

Qingdao, China 266229

Tel: 86-532-81725028

Fax: 86-532-81725038

www.mp-cn.com

PN: MVC4-041119